


LC/LD/LF SERIES

HIGH EFFICIENCY PUMPS



LC/LD/LF SERIES

In Q-Pumps we have more than 20 years manufacturing C Series Sanitary Centrifugal Pumps, under 3A standards. Now it introduces the new LC / LD Series Sanitary Centrifugal Pump to be mounted on C-flange engines by means of stainless steel adapter



900 GPM / 3407 LPM



up to 1200 cP



186 psi / 12.8 bar
430 ft / 131 m



120 °C / 248 °F

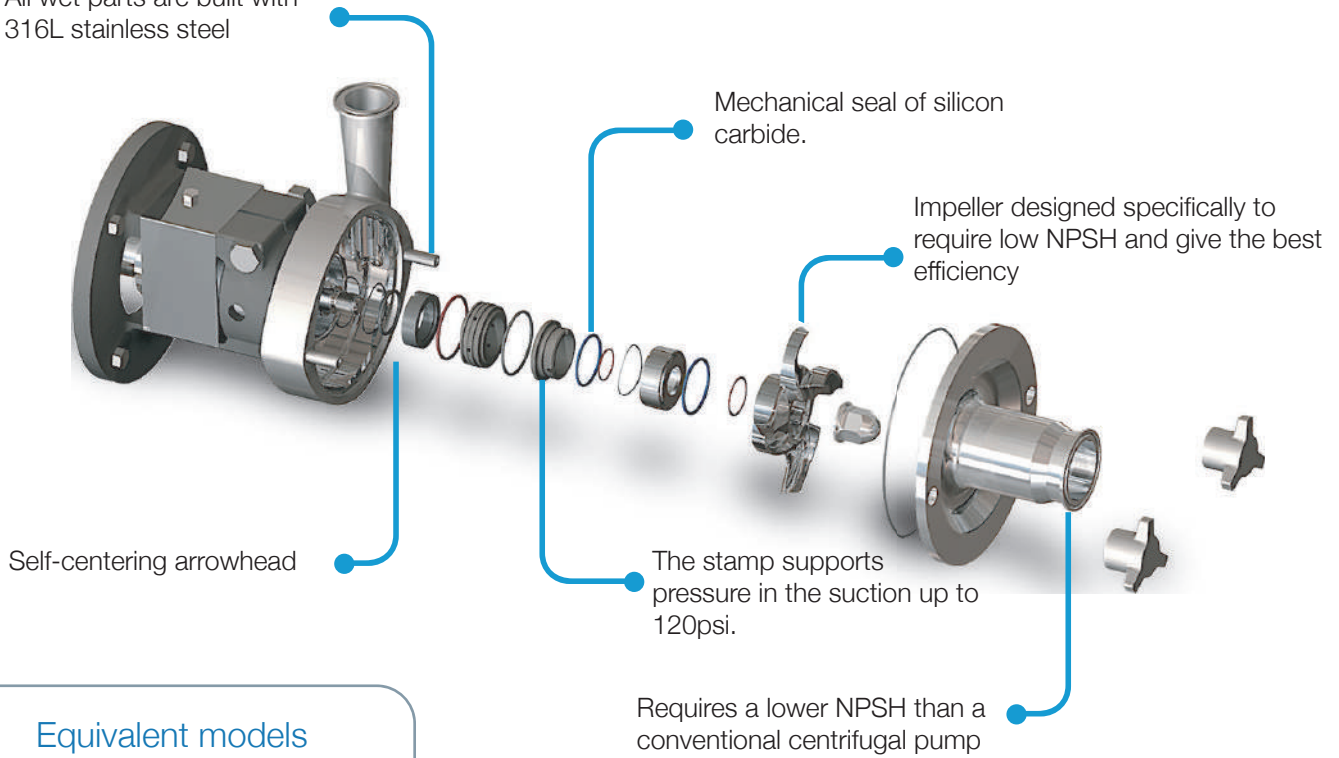
ADVANTAGES

- Resistant to hydraulic shocks.
- Silent operation
- Its balanced internal seal is resistant to cavitation
- Constant pressure between seal faces, which
- prevents pollution
- Dimensional and hydraulically interchangeable with the lines of the competition.
- Includes stainless steel adapters as standard.



STRONGER AND MORE RESISTING ASSEMBLY

All wet parts are built with 316L stainless steel



Equivalent models

Q-Pumps	Other brands
R01/R02	701/702
R11/12	711/712
R21/R22	721/722
R31	731
R32	732
R41/42	741/742
R132	1732
R141/42	1741/1742
V521/V522	3521/3522
V531/V532	3531/3532
V541/V542	3541/3542
V551/V552	3551/3552
V051	1051
V151	1151
V161	1161

- (R)** Round casing
- (V)** Volute housing

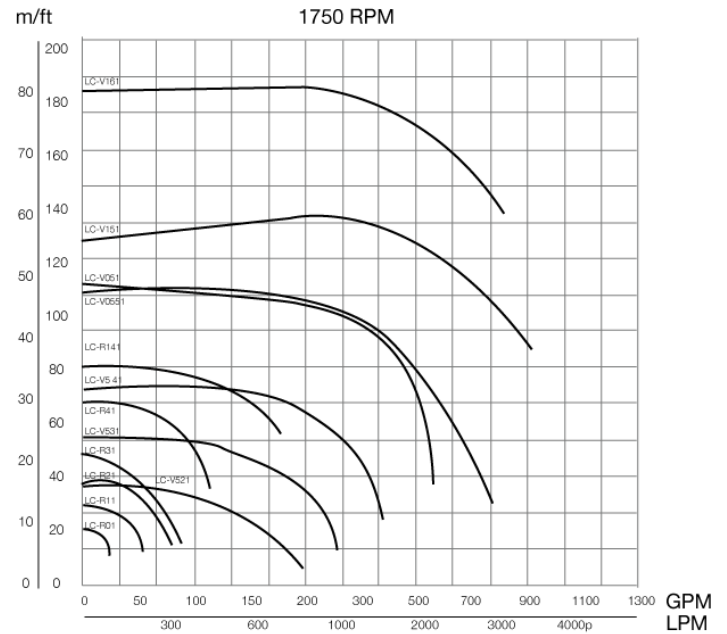
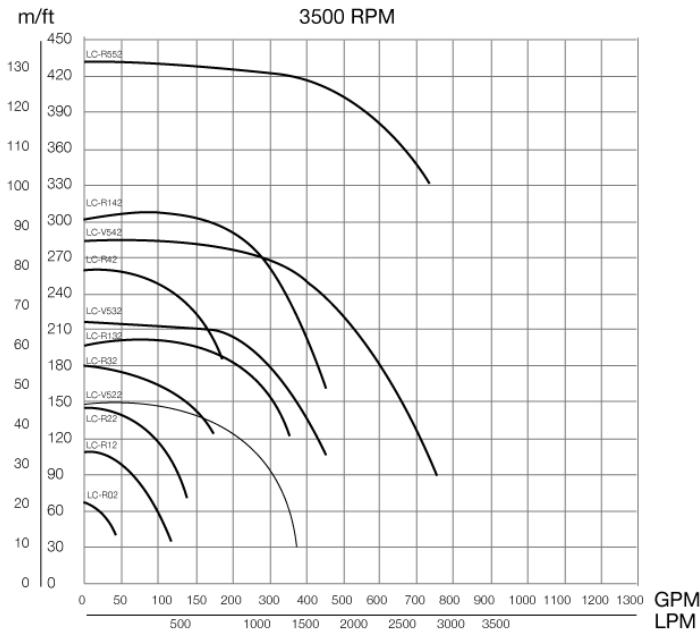
Engines used
Flange "C" up to 326 TSC

Cross Reference	
Q-Pumps	Other brands
(R) 01	(7) 01
(V) 521	(3) 532

TERMINATION 1 Low speed (1750 rpm) TERMINATION 2 High speed (3500 rpm)


LC/LD/LF SERIES

HIGH EFFICIENCY PUMPS



*Curves for reference

Distributed by:



For more information visit www.qpumps.com or call us to +52 (442) 103 31 00